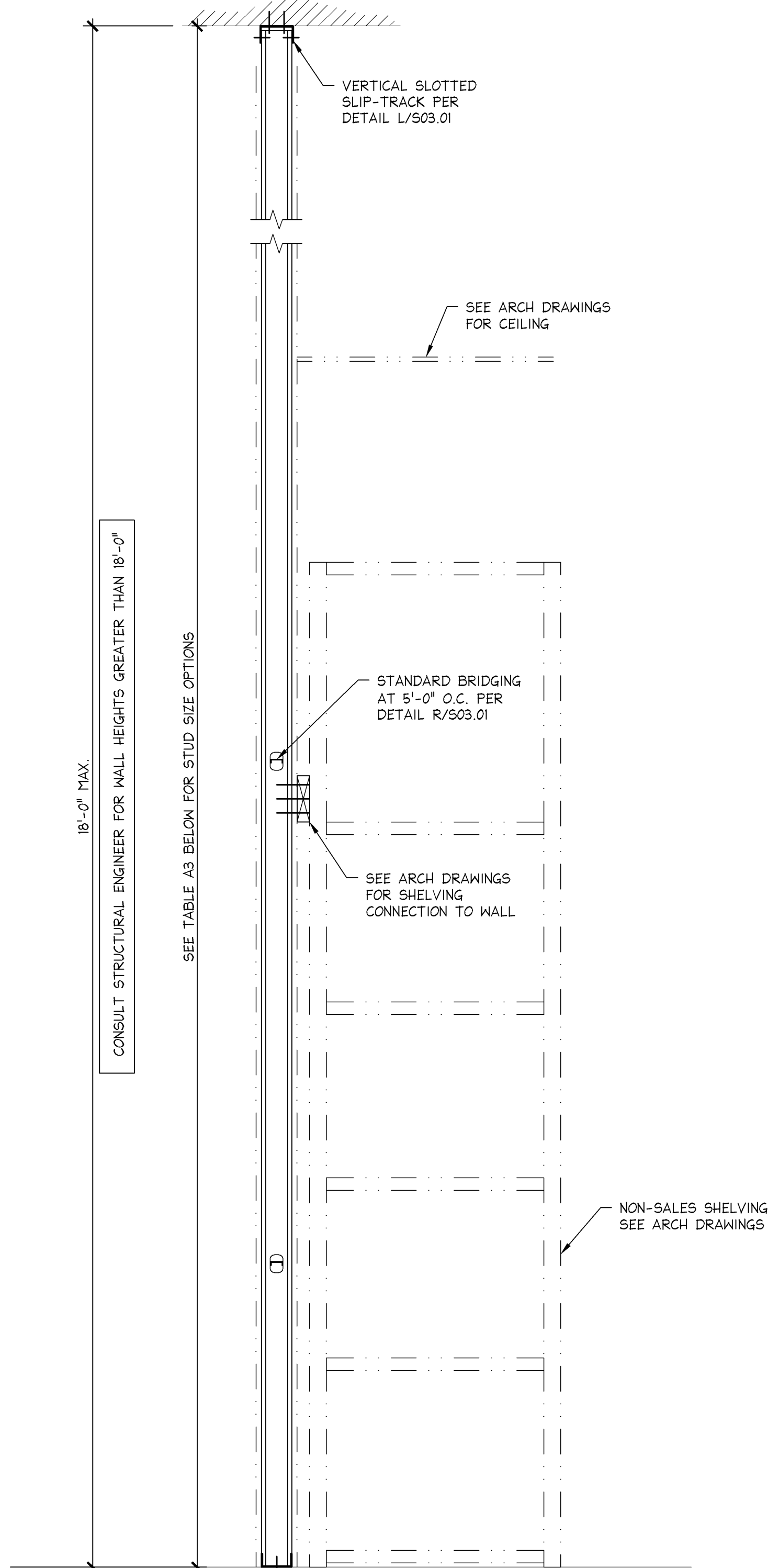


8-27-2014
PRELIMINARY
NOT FOR
CONSTRUCTION

NOT USED

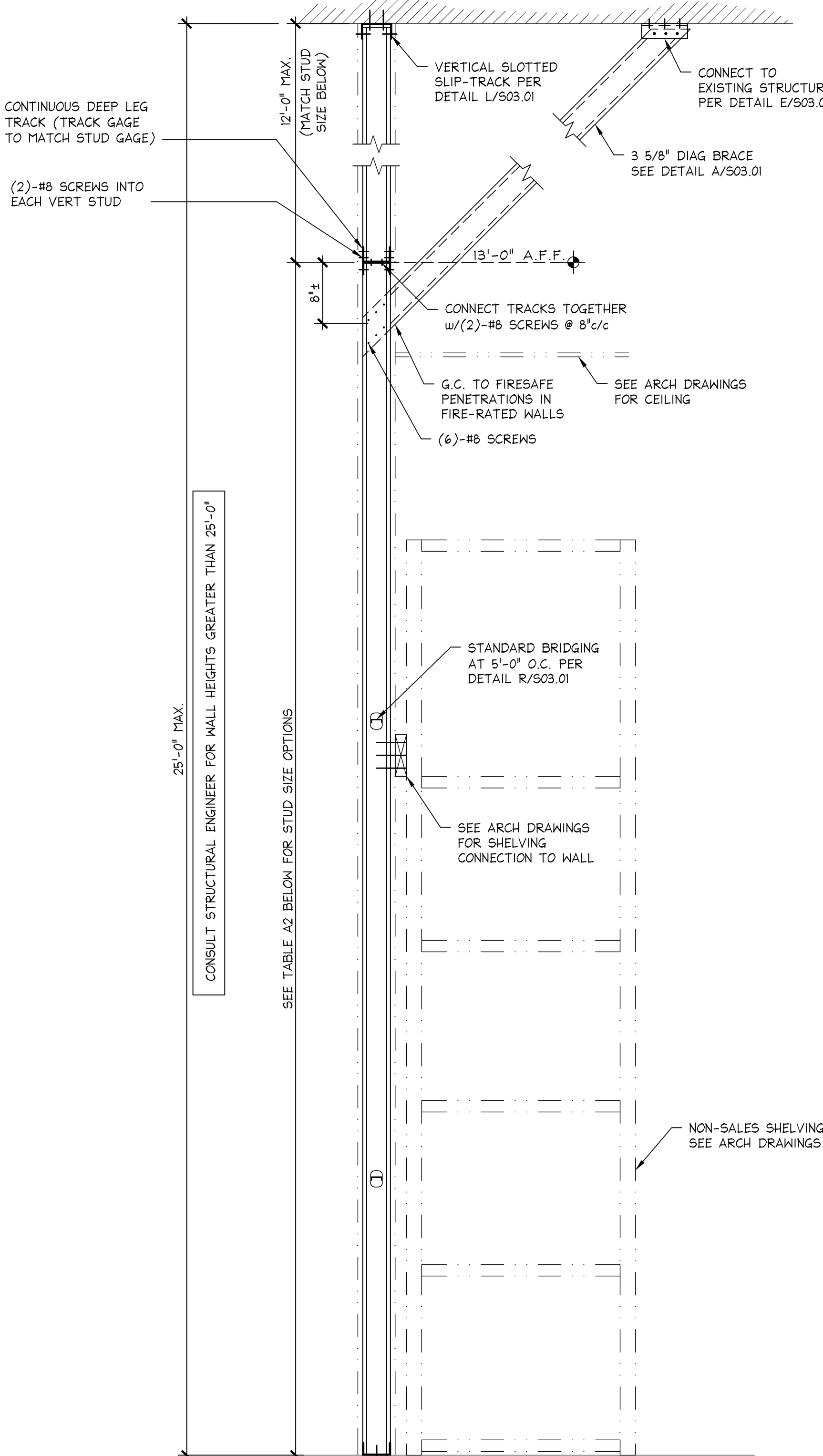
NOT USED



| TABLE A3 STUD SIZE MATRIX FOR PARTITIONS THAT LATEROALLY SUPPORT FLOOR MOUNTED STOCKROOM SHELVING | | | | | |
|---|---------------|-----------------|---------------|-----------------|---------------------|
| SEISMIC DESIGN CATEGORY C | | | | | |
| STUD DESIGNATION | STUD DEPTH | FLANGE WIDTH | STUD GAUGE | STUD SPACING | MAXIMUM WALL HEIGHT |
| 3629/62-33 | 3 5/8" | 1 5/8" | 20 | 16" | 18'-0" |
| | | | | | |
| | | | | | |

NOTES:
REFER TO NOTES ON N/501.01

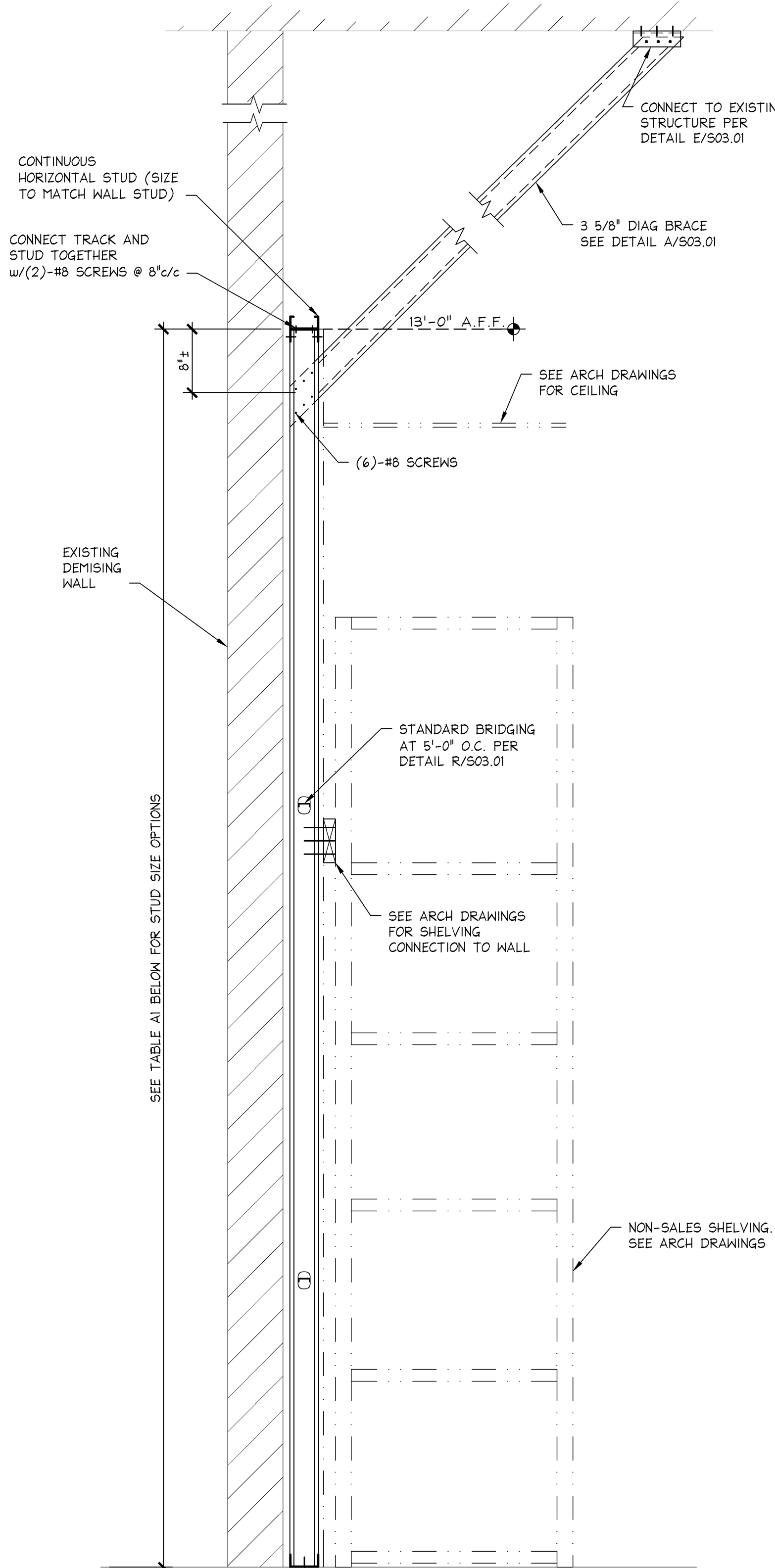
FULL HEIGHT STUD WITHOUT DIAGONAL BRACING



| TABLE A2 STUD SIZE MATRIX FOR PARTITIONS THAT LATEROALLY SUPPORT FLOOR MOUNTED STOCKROOM SHELVING | | | | | |
|---|---------------|-----------------|---------------|-----------------|--|
| SEISMIC DESIGN CATEGORY C | | | | | |
| STUD DESIGNATION | STUD DEPTH | FLANGE WIDTH | STUD GAUGE | STUD SPACING | MAXIMUM WALL HEIGHT TO DOUBLE TRACK |
| 3629/62-33 | 3 5/8" | 1 5/8" | 20 | 16" | 13'-0" |
| | | | | | |
| | | | | | |

NOTES:
REFER TO NOTES ON N/501.01

FULL HEIGHT STUD WITH DIAGONAL BRACING



| TABLE A1 STUD SIZE MATRIX FOR PARTITIONS THAT LATEROALLY SUPPORT FLOOR MOUNTED STOCKROOM SHELVING | | | | | |
|---|---------------|-----------------|---------------|-----------------|---------------------|
| SEISMIC DESIGN CATEGORY C | | | | | |
| STUD DESIGNATION | STUD DEPTH | FLANGE WIDTH | STUD GAUGE | STUD SPACING | MAXIMUM WALL HEIGHT |
| 3629/62-33 | 3 5/8" | 1 5/8" | 20 | 16" | 13'-0" |
| | | | | | |
| | | | | | |

NOTES:
REFER TO NOTES ON N/501.01

PARTIAL HEIGHT STUD WITH DIAGONAL BRACING

NOT USED

WALL SECTIONS AT NON-SALES SHELVING
SEISMIC DESIGN CATEGORY C

1" = 1'-0"

05D-S032-A01-BRAC

DRAWING NUMBER:

S03.02

010501726

PINK VICTORIA'S SECRET
FAYETTE MALL
5401 NICHOLASVILLE RD
SPACE # 1004
LEXINGTON, KY 40503

NEW PACKAGE: 00062007
PINK GENERATION: A/E PROJECT #:
15150
20140534

PROJECT INFORMATION:

REVISIONS:

ELITE CONSTRUCTION GROUP
LAKE JACKSON, TX
PHONE: 979-235-6712
NOTE: THESE PRINTS HAVE BEEN
REDUCED BY 50 PERCENT SCALE
WILL BE 50 PERCENT OF WHAT
NOTED ON PLANS

DATE ISSUED: 09-05-2014
DESIGNED BY: SLH
DRAWN BY: RLA
CHECKED BY: GDK

WALL FRAMING
AT NON-SALES
SHELVING